

How to Deposit Using Credit Card by Skrill

In order to make a successful credit/debit card deposit using the Skrill processing option, please follow the steps below.

1. From the client area click on the card option
2. You will see the below screen, please click on the **Sign Up** link

English

500.00 USD

YADIX
Trading Experience

Skrill account

Email address
test99@gmail.com

Password [Forgot?](#)

LOGIN

Don't have an account? [Sign up](#)

Pay safely with just an email and password.

VISA MasterCard Skrill SOFORT Prepay

Cancel

Norton SECURED

Skrill

3. Complete the details in the screen below

English

Skrill account sign up

Name
Test Admin

Country of residence
United Kingdom

Address line 1

Address line 2 (optional)


Postcode City

Date Of Birth
DD MM
YYYY

Email address
test999@gmail.com

Password

Please show us you're human

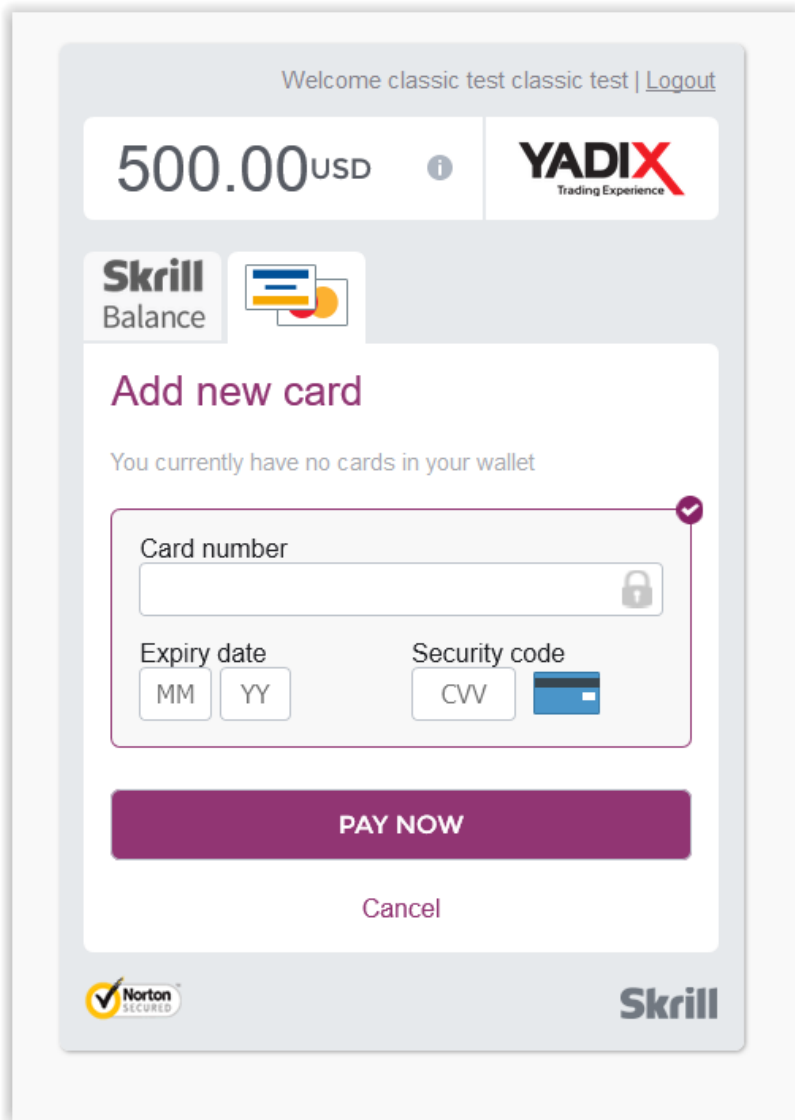
I'm not a robot  reCAPTCHA
Privacy - Terms

Reload

I agree to [Terms of Use](#) and [Privacy Policy](#),
am aware that I may receive communications
from Skrill and understand that I can change
my communication preferences at any time.

CREATE ACCOUNT

4. Once you've done that, verify your email address to use Skrill card processing
5. Return to the client area to proceed with the card deposit (as shown below)




6. Submit your payment and your account will be credited immediately.

English

500.00 USD ⓘ


YADIX
Trading Experience



Successful payment

The transaction will appear on your bank statement as
SKR*Skrill.com.

[Return to Merchants](#)

 Powered by **Skrill**

Please remember Skrill works as a normal credit card processor with the refund facility.